



THE
SOUTHSIDE
A's

SOUTH METRO ATLANTA, GA
MODEL A RESTORERS CLUB
Chartered March 1989
MAFCA Chapter - Chartered May 2014




Newsletter



2015 MAFCA Certificate of Merit
2014 MARC Award of Highest Achievement
2013 MARC Newsletter of the Year

April, 2016

Volume 9, No. 4



"Welcome to the Dude Ranch."

Southside A's 2016 Board of Directors*

Officers:

Director: Jason Carne* 770-500-4171
28modela@att.net

Vice-Director: Jim Wingo* 404-683-7344
nosomi2@gmail.com

Rec. Secretary/ Corr. Secretary:
Jim Johnston* 678-423-4344
john8191@bellsouth.net

Treasurer: Cheryl Simpson* 770-463-5833
simp94@bellsouth.net

Past Dir./Advisor: Bob Simpson
Simpson.tractorworks@yahoo.com

Committee Chairpersons:

Newsletter: Gwyneth Shotwell*
(Mike Shotwell, unpaid consultant)

Tech Co-chairs: Jim Johnston/Tom Romine*

Membership: Jackie Johnston

Activities Director: Dick Carne

Historian/Scrapbook: Ann Hunter

Mileage keeper: Eugene Willingham

Website Team:

Webmaster: Pat Tyler*

Art Direction: Mike Shotwell

Visit our website!

Southsideas.com

2016 Southside A's Club Events

April 23	Southern Trilogy Tour - 3 historic homes in Roswell.
May 21	Pine Mountain Gold Museum, Villa Rica
May 30	Memorial Day Parade, Senoia
June 4	Club Social at the Besch's in PTC. Local tour and lunch.
July 9	Infantryman Museum, Columbus, GA
September 23-25	Fall Tour with Dick Carne & Co.

2016 Events of Interest

April 7-20	MARC Membership Meet - Flint, MI
May 12-15	Social Security Run, Cartersville, GA
June 4	Grandfather's Day at Mike's-A-Fordable, Maysville
June 19-24	MAFCA National Convention - Loveland, CO
June 27-July 1	MARC National Meet - Toledo, OH
September 16-17	Model A Day at the Gilmore
September 19-22	MARC National Tour - Hudson Valley, NY

Editor's Notes:

As I was putting this newsletter together I was struck once again with the number of fun and interesting things our club finds to do with our Model A's. We are doing a very good job of fulfilling our unofficial mission of getting out on the road and touring.

The spring has turned out to be one of the most glorious for all the flowering trees, azaleas, etc. And the small price we pay is having to dust the pollen off our cars at days end....

We have more terrific events coming up, so be sure to peruse this issue for details and teasers, along with recaps from the past month's activities.

See you on the road!

--Gwyneth Shotwell



Happy Birthday!

23rd – Liz Horne



Happy Anniversary!

2nd - Don & Deborah Pelham

8th – Merlin & Jane Smith

16th – Hugh & Judy Brandon

20th - John & Tess Keller

21st - Robert & Julie Carden

25th – Mike & Cathy Harrington



Notes from Our Director

I hope that each of you had a wonderful month of March. It seems like March came in like a lamb and is going out like a lion as the temperatures seem to be going in the wrong direction over the past few days. Just in case you get confused about what season it is, I went ahead and ordered up a large batch of pollen to help remind us that spring is in full swing. No need to thank me, as they say at Chick-fil-A, “It’s my pleasure!”

We had two events in March and both were well attended and a lot of fun. On March 5th, we had a tech meet at Fred Huey’s garage. It was a beautiful day and I was amazed at how many members came out for some tire kicking and good fellowship. Thank you Fred Huey and Bob Simpson for your demonstrations on how to replace tires on and off the car. Another round of thanks goes to Pat Tyler for hijacking Fred’s automobile lift in order to passionately investigate a “minor” oil leak!

Our other event was a trip over to Alabama to join the Central Alabama club and participate in their tour of the Barber Motorsports Complex. This tour was followed by a special visit to view the collection of Ron Moore. If you did not have the opportunity to join us on this bonus tour, you missed a chance to see some really rare and impressive automobiles. I hope that our club might have another opportunity to visit Ron Moore’s collection in the future.

Now that the touring season has officially arrived, there will be plenty of opportunities to get out and drive those cars. I often look back at the prior year’s newsletter when I am preparing this column and I noticed that Bob Simpson had some encouraging words last April. Bob said, “If you have worries or just feel a little out of sorts, a short ride in the Model A can clear your mind and make things better. Drive it to the doctor, the dentist or a meeting you don’t want to attend and things will be more tolerable.” Try it and see if you have the same results, it works for me. Speaking of getting out and driving, in addition to local car shows and “cruise ins”, we have another great club event coming up on the 23rd of April. That Saturday, we will be touring three historic homes in Roswell. There are details about this tour in this edition of the newsletter.

Now that our calendar is set for the remainder of the year, I would like to take a minute and thank Dick Carne along with the rest of the activities committee for their hard work and creativity. Coming up with a full and interesting slate of activities is not an easy task. It is easy to get in a rut and repeat activities year after year so please remember to share your ideas for new events with Dick so he can begin planning for next year and beyond.

P.S. Pat, I think I see a spot of oil under your car, you might want to go check that out!

-Jason Carne

Touring Tune-up, March 5

By Bob Simpson

(Photos courtesy of G. Shotwell and D. Gerken)



The Southside A's gathered at the Huey's compound for an informal Tech Day to kick off the touring season. A good crowd of 38 people showed up and enjoyed perfect weather. There was a tire changing demo on Joe Fegundes' phaeton that included the trash bag method and the "leave the wheel on the car" method. Joe was smart to wait on the Tech Day to get some free tire mounting done. After the demonstration, presenters Fred Huey and Bob Simpson agreed that both methods were good and neither involved scratched wheels or damaged tubes. Wheel bearings were checked and a complete chassis lubrication was done on Joe's car as well.



Tire changing in the Huey shop.



Pat Tyler found what was causing the oil slick in his garage by making good use of Fred Huey's lift. The famous rear main leak accentuated by a leaky oil pan gasket was the culprit. At one point Pat was in deep discussion with Mike Shotwell on how to proceed with a fix. Several other maintenance techniques and repairs were discussed and demonstrated on various members cars. It was obvious that everybody is ready to get back into touring full force after the Winter break. In keeping with our philosophy of eating every chance we get, a good Barbeque lunch was enjoyed by all in attendance.



Barbara (Kitchens) Lewis about to check out Pat's oil leak.



Participants Jim Wingo, Jim Johnston, Tom Romine, Don Pelham, Bob Simpson, Pat Tyler.

We will be having another Tech Day in the future and would appreciate your ideas and suggestions on what to include. The sessions are informal, fun and we try to help any member with a repair or maintenance activity that we can do in a few hours. Pass your suggestions along to Jim Johnston and Tom Romine. Volunteers as always welcome!

Featured Photo of the Month: (As with 2015, we will be featuring photos that glorify the Model A in all its varied styles, and enhanced by beautiful or intriguing settings. Keep track of your favorites throughout the year and we will once again take a tally and announce the winner for "Miss 2016.")



APRIL




HERE YE, HERE YE!

**Behold our newest
members!**

WELCOME!

**Jim & Geraldine Nichols
of Villa Rica, GA**

**Kelly Petrie
of Newnan, GA**



Highlights from the Mar., 2016 Board Meeting

The Southside A's March 2016 Board Meeting was held on Monday March 14thth at Tim's Country Buffett in Fayetteville, GA.

The meeting was called to order at 6:50 PM by Director Jason Carne. The following Board Members, in addition to Jason were present: Bob & Cheryl Simpson, Jim Johnston, Gwyneth Shotwell, Pat Tyler, and Tom Romine. The following Club Members were also present: Tina Carne, Dick Carne, Liz Romine, Mike Shotwell, and Ray Besch.

- The minutes from the February 2016 Board Meeting were approved.
- **Treasurer's Report** – Cheryl Simpson reported a balance of \$2545.94. The treasurer's report was accepted.
- **Secretary/Membership Report** – Jim Johnston reported that the total membership is now at 57 (54 regular and 3 Honorary). Jason Carne motioned that the Board approve Marshall & Suzie Pape as Honorary members. The Board was unanimous in approving the motion.
- **Old Business** – Gwyneth Shotwell reported that the MAFFI Youth Membership for Cameron Hostager has been accepted by MAFFI.
- **New Business** – Gwyneth Shotwell received an email from Happy Begg about a Special Interest Group "Southeast Model A Touring Group" that Happy is starting. Gwyneth will publish details in the Newsletter.

Jim Johnston asked the Board if a couple of areas in the Bylaws, specifically how the Board is decided/elected and the timing of the installation

of the new Board, should be reviewed and possibly revised. The Board agreed to begin this process.

• **Committee Reports** –

Tech – Tom Romine reported an article dealing with Rear Main Oil Leaks appears on the Antique Engine Rebuilding (AER) website, and thinks it would be a good tech article for the Newsletter. Tom will check with AER for permission to use the article.

Membership – See Secretary/Membership Report above.

Activities – Dick Carne reported that upcoming tours/events for April, May, and June were being finalized. The club will cover the cost of the lunch on the Villa Rica Goldmine Tour May 21st. Donations will be solicited from tour participants. Details will appear in the Newsletter.

The next Board meeting will be in May. Time and location to be determined.

The meeting adjourned at 7:45 PM.

Respectfully submitted,

Treasurer's Report

Balance as of	\$2,475.94
January 31, 2016:	
Deposits: (dues)	\$70.00
Expenses:	\$0.00
Balance as of	
February 29, 2016:	\$2,545.94

Golfers!

If fewer strokes are what you crave,
You're out of the rough
With *Burma Shave!*



Model A Day & 50th Anniversary of the Gilmore Car Museum



2016 is the 50 year Anniversary of the Gilmore Car Museum. To honor this achievement Gilmore is planning a few extra events. These can be viewed at: www.gilmorecarmuseum.org. One thing that is evident in a Museum lasting for 50 years is that new exhibits and different things to learn are necessary to keep people coming back. Also, having active volunteers working to keep the Museum fresh is essential. With the

Model A Museum being a partner to this fantastic Museum we also are tasked to stay fresh and interesting for the thousands of visitors each year.

Our Model A Day event in September is our main event and is growing, with great seminars and also a very nice Swap Meet. During the year we hold work days at the Museum to change out exhibits and maintain and clean the building and displays. Since Model A Day we have put up decorations for the Holidays,(and also put them away), returned Gary Johnson's S/W Cabriolet and Roy Frost's HF II Sportsman which allowed us to put Bob Anderson's Cabriolet and the Jennings/Evergreen Fordor on display. We have in the works a couple of other new displays to have finished by the next Model A Day. Please plan to make a trip to see your Model A Museum and everything else Gilmore has to see. Also, volunteer to help continue to make this Museum the best Model A Museum in the country. For future Museum work days, contact Jerry Morrissey: jertrudy@sbcglobal.net.

Model A Day at the Museum will take place September 16-17 this year.

***FASHION FINDS...** By Gwyneth Shotwell*



Last month we featured "Fashion for the Fellas," describing some simple ways to outfit the men in era clothing.

Well, our own Pat Tyler has done just that, as you can see in this fabulous photo. Having the perfect Model A to pair your costume with is a huge bonus, too.

Pat's regalia was put together as follows:

Suit: Obtained from a friend, and altered.

Hat: Hatsinthebelfry.com – Belfry Gangster, crushable soft wool Fedora - \$43.95.

Shoes: Amazon.com, Majestic Men's Spectators. Fashionable Black and White Spectator Oxfords - \$74.99.

Barber Motorsports Tour

By Gwyneth Shotwell



Firehouse Museum. Quite a collection.

It was a treat to once again travel to Alabama to meet up with so many Model A friends. The Central Alabama A's put together a fun weekend of fellowship, scenic touring, and the thrill of the race track.

Members of our club made their way over various routes, where we joined our hosts at the Firehouse Museum of Gerald Grizzard. We were treated to a delicious BBQ dinner with all the fixin's, courtesy of Gerald, his wife Sylvia, and their daughter. What a feast!

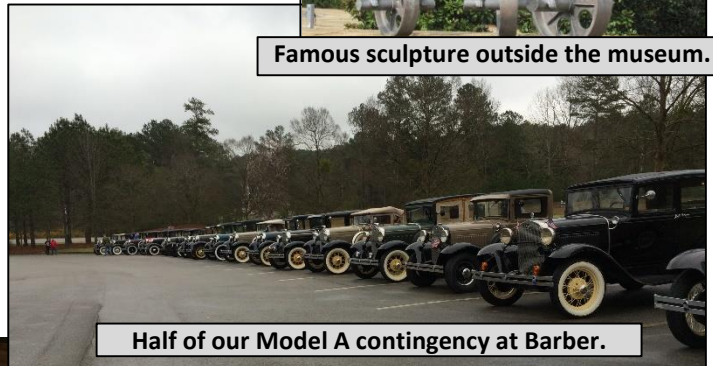
Our entertainment was supplied by a terrific bluegrass/country ensemble who displayed charming humor while delivering toe-tapping and melodic tunes with talent and gusto. They were truly accomplished musicians and we enjoyed them tremendously.

The next morning we headed out toward Birmingham and the fabulous Barber Motorsports Museum and Track. The route devised by Gerald and friends was really lovely, and the journey took us along many little-traveled country roads...just the thing our Model A's love. And even though there had been a threat of rain, we only had the barest of sprinkles.

Even though we had been to the museum before, like all good venues of this kind, the displays are always rotating and we got to see all kinds of variations on the motorcycle, both historic and modern. I especially enjoyed the 1965 Valmobile, a fold-up, throw-in-the-trunk little scooter from France. And the exhibit featuring Indian motorcycles, board track racing, and early sidecar combinations was fascinating.



Famous sculpture outside the museum.



Half of our Model A contingency at Barber.



Board track racing, 75 mph and a 45° angle!



1965 Valmobile. Fold up and go!



Motorcycle and bullet-shaped sidecar.



View of the track over Jim Wingo's A400 hood.



"Race cars" as seen from inside the museum.

The race track itself is a curving, up and down, affair that features some very interesting sculptures along the way; one notable one is a giant dragonfly. There were motorcycle riders taking their laps before the A's had their turn, and it was fun to watch them out the large window walls of the museum.

After our visit we drove to the nearby restaurant, Laney's, for yet another tasty southern meal in a convivial atmosphere of food and friends.



Some of the offerings from Ron Moore's collection.




1930 Cadillac Phaeton 7-Passenger

We were very fortunate to have one more stop before heading home to Georgia, thanks to the efforts of Dick Carne. A nice group that included several CAMAFC members made our way over to the business of Ron Moore where we were welcomed in to see his fabulous car collection. Both Mr. Moore's manager as well as his son were eager to share the histories and interesting stories of the individual cars. The eclectic grouping spanned the 30's up to more modern times, with beautiful classics as well as muscle cars, a Model A and many fine examples. The real standout was a 1930 Cadillac Phaeton 7-Passenger, one of a kind.

What a nice way to cap off a fun trip to Alabama. Thanks go out to our generous hosts.

SOUTHERN TRILOGY TOUR – APRIL 23, 2016:



Let's step back in time and experience the history and grace of a bygone time. We will be touring 3 lovely homes: Bulloch Hall, 1839, with connections to the Roosevelt family; Barrington Hall, 1842, built by Roswell King, founder of the colony now known as Roswell; and Smith Plantation, 1845, a distinct look into plantation life in Georgia.



We will tour in our Model A's up to Roswell on a friendly route for our cars. However, if you are more comfortable driving modern, feel free to meet us at the first home – details to follow.


It wouldn't be a Southside A's tour without food....so we will also enjoy lunch in the Roswell area.

Cost for the three homes, which will include our tour guide, is \$18.00.

The Model A tour will depart Sam's Club on Fisher Rd. & Hwy 34, Sharpsburg, at 9:00 AM.

Final details will follow via email in the next week, courtesy of Dick Carne.

Villa Rica Gold Mine, Saturday May 21, 2016



Mark your calendars for a fun adventure in our own backyard as we visit the Pine Mountain Gold Museum in Villa Rica. We will enjoy the exhibits at the museum as well as be able to ride the old railroad, and even try our hands at panning for gold!

A BBQ lunch will also be part of our day, and take place on the grounds. Our club's board has agreed to pay for lunch at \$6/pp, but will accept donations from those who so choose, to help defray the cost.

The details for touring from the Newnan/Peachtree City area to Villa Rica, and picking up our hosts Rick & Liz Horne on the way, will go out via email mid-April.

DATE: Saturday, May 21, 2016

COST: \$10 admission fee payable upon arrival



PROVERBIAL REAR MAIN LEAK

By Richard Fallucca

(Reprinted here by permission)



After 30 plus years of experience with the Model A & B engines, the most common problem is a rear main oil leak. This problem can be very simple to correct or it can turn into costly time consuming job. What is important is a correct diagnoses. You do not want to rebuild engine if you have a bad oil filler cap. Do not assume the worst until you have checked out the problem thoroughly.

1. After wiping clean flywheel housing. Check that oil is leaking from out of cotter pin hole at bottom of flywheel housing. If oil does not leak out of cotter pin hole you have a leak someplace else, suggestions oil pan, timing case cover, front seal, valve cover, oil pipe to mention a few. Most oil leaks drip off of the cotter pin. You need to determine that oil is leaking out of the cotter pin hole not off of the cotter pin to be a rear main leak. If oil is leaking out of cotter pin hole go to step 2.
2. Remove oil filler cap check to see that oil filler pipe is not restricted or plugged. With oil filler cap removed from car take car for a drive. If leak stopped the oil filler cap is bad. There are tabs bent over under top of cap to stop cap from seating all the way down. The stops could be bent or missing on your cap. This will seal crankcase pressures in and will force oil out. Replace oil filler cap. This is a common problem, overlooked and easy to fix.
3. Hold a plastic food storage bag around oil filler pipe and bring engine to high idle. Bag should flutter if does not and fills up with air, you have excessive blow by in crankcase. This can be caused by bad rings, pistons, cylinders or possibly valves and guides. Excessive pressures in crankcase will cause oil to leak out rear main and any other place not sealed.
4. If above is all good now remove half moon inspection cover on flywheel housing, three hex head screws. Chock wheels. Check to see if inside of flywheel is wet with oil. If flywheel is wet inside this means oil is leaking out rear main cap and or cap to block. Start engine, with flash light look for oil leak. EXHAUST IS HOT AND MUST BE VENTED.

POSSIBLE PLACES FOR OIL LEAK.

Checking inside flywheel housing with half moon cover removed, Engine running

- A. Dripping or running down right side of engine around outside of rear main cap. Probably gasket between engine and flywheel housing. Remove engine and replace gasket. We seal around camshaft hole with RTV no longer use a gasket.
- B. Dripping between rear main cap and block at shims. Cap must fit flat to engine block. Rear seal part A6335 must be filed flat with block. I use a thin film of RTV on both sides of shim to prevent leakage.

Continued, next page....


C. Dripping out side of rear main block could be oil running up rear main bolts, I use RTV under heads of the rear main bolts and on threads of the two upper bolts that secure flywheel housing to block. These leaks are generally slow drips and are not common.

D. Dripping or running out of back of rear main cap into flywheel is common. This is a rear main leak. If you have not seen oil leak at this time take car for a drive, immediately chock wheels and check again. If rear main leaks. Remove oil pan.

E. Check oil tube on rear main cap that it is not missing, broken or cut off. The end of this pipe must be in oil in bottom of sump. If pipe is not in oil, pressures in crankcase will blow oil out rear main. If pipe is screwed into cap too far this will restrict oil flow back to sump and cause rear main leak. The oil galley plug in rear main should be installed again to stop crankcase pressures from pushing oil out rear main. Next remove rear main cap, oil galley in cap must be open and clean so oil can flow back to sump. With cap removed from engine you can now inspect Babbitt for wear, cracks chips, ECT. The last quarter inch of the bearing must be full diameter of Babbitt no cuts, grooves or chips. Shims must fit tight to crankshaft. Plastigage can be used to check bearing clearance at this time with engine still in car. I suggest a jack be used to apply pressure upward on crankshaft. This will seat crankshaft up into bearings in block to give you an accurate measurement. Desired clearance is .001 to .0015.

By now you should have diagnosed the problem. I hope that your problem was easy to fix. I have seen newly rebuilt engines leak and many times it was just the oil filler cap. Do not assume the worst till you have checked out the problem thoroughly.

NOTE: A video of a recent engine re-build seminar given by Richard will be available for viewing on his website very soon: www.antiqueenginerebuilding.com



Southside A's picnic & Tour

On Saturday, June 4th, Teri and Ray Besch will host what used to be an annual event at their home in Peachtree City. This is intended to be a membership Social, as in years past; an opportunity to bring someone that may have an interest in Model A's and would like to check us out before joining.


A short and enjoyable driving tour is planned for the morning, returning to the Besch's for lunch. Everyone is asked to furnish a dish to share. The club will supply Grilled Hot Dogs, Hamburgers and drinks.

RSVPs are appreciated so that we will know how many people to plan for. For directions, questions & to RSVP call: 770 487-9215 (Home) 678 478-4136 (Ray's Cell) or email: besch105@comcast.net

PLACE: 105 Parsons Place
Peachtree City, GA

TIME: 9 AM – Bring your covered dish, and join the tour

2016 National Events




MARC Membership Meet - April 7-20, 2016

Flint, MI will be the location for the 2016 MARC Membership Meet, hosted by the Script "A" Region. Informative seminars and interesting tours, near the birthplace of General Motors and more, will highlight the meet.

Host Hotel: Holiday Inn Gateway Center, Flint, MI

Room Rate: \$109 per night. Phone: 810-232-5300. Code #: MRC

Look for more information and updates in the *Model A News*.



MAFCA National Convention, June 19-24, 2016



Loveland, Colorado will be the locations for the MAFCA National Convention, **June 19-24, 2016**. The Ranch Events Complex will serve as the headquarters for activities. The tri-city area of Loveland, Fort Collins and Greeley comprise "Northern Colorado."

For a sneak peek, go to milehighcountry2016.org and click on the "Preview" link for a fun YouTube presentation to whet your appetite. Presented and hosted by the Model A Ford Club of Colorado.

MARC National Meet - June 27-July 1, 2016


Mark your calendars for "A" Sweet Time, **June 27-July 1, 2016** for the MARC National meet in Toledo, Ohio. It will be hosted by the Sweet 16 A's.

Host hotel will be the Holiday Inn Perrysburg - French Quarter.

Reservations: 1-888-874-2592, under "Model A Restorers Group."

Room rate: \$99/per night, plus applicable taxes. Limit, 2 rooms per reservation.

Contact: Sandy Fox, 419-344-1110 or sunfox511@hotmail.com



MARC National Tour - Hudson Valley, NY - Sept.19-22, 2016

Plan to attend this National Tour to the history-rich Hudson Valley in New York next fall. Visit "old money" mansions, the U.S. Military Academy at West Point, and many other sites of the Revolutionary War.


For non-car related activities you'll find wineries and shopping among the offerings.

Check out page 3 of the Sept-Oct, 2015 Model A News for more info. You can also go to the Hudson Valley Region's website for updates and more.

www.HudsonValleyMARC.org

Special 2-for-1 Membership Offer from MAFCA!

MAFCA is currently offering a wonderful opportunity for anyone who is not yet a member. See the flyer below and simply print out and send in to get a 2-year membership for the price of one!



History • Restoration Guidelines
Technical • Touring • Era Fashion

JOIN TODAY!

***New members will be offered annual
membership at the regular price of \$40
with their second year for free!***

Offer good through August 2016

Membership Application

Name: _____

Spouse: _____ Chapter: _____

Address: _____

City, State, Zip: _____

Telephone: _____ Email: _____

I grant MAFCA permission to publish my phone number in our roster: Yes _____ No: _____

US Membership Annual Dues are: \$40.
Includes six issues of The Restorer magazine!
Mail check payable to MAFCA or for Visa/Mastercard:

Card Number: _____ Exp. Date: _____ CVV Code: _____

Signature: _____


Mail to:
Model A Ford Club of America
250 S. Cypress St.
La Habra, CA 90631-5515



Toll free 866-379-3619 or join on-line at www.mafca.com



Our multi-award-winning
bi-monthly publication,
The Restorer is loaded with
great material for the Model
A owner! A subscription is
free with your membership!



Items For Sale

FOR SALE: (5) 21" Model A wheels – powder coated black with new blackwall tires mounted. Excellent condition, I would rate these a 9 out of 10. **Asking \$600.00. Ron Padgett, Norcross, GA. 770-446-8028**

FOR SALE: 1931 "Henry's Lady" A400. Immaculate condition; '39 trans; desirable and rare 54 HP Russian Model B engine. Featured car at 2012 MAFCA National Convention. Featured article, Restorer Magazine, May-June, 2012. **Price Reduced: \$58,750.**

Contact: **Mike Shotwell, 805-890-5113**



FOR SALE: 1930 Model A Coupe with rumble seat. Sale includes \$3,000 in extra parts. **\$14,995** Contact **Jett Gunn: 770-564-1113**



FOR SALE: Safety Cones - 18" Reflective and Collapsible. These compact cones are perfect to keep in your Model A for all kinds of situations. They are good quality and new in the box. Limited



Supply. \$10. each.

Harry Saunders, 404-352-2946 or w4kj@arrl.net.

FOR SALE: 6 volt electrical items:

1-LED tail light Rt side Red/red, \$23;
1-LED 3rd light (Brakelighter), \$45;
1-Electric wiper motor, inside, chrome, \$30;
Sparton Horn Cover, Black Concept Paint, \$10.

Contact: Tom Romine: 770-527-4039

ModelATom@comcast.net

FOR SALE: 1929 Tudor Sedan. A "9" out of 10. Located in Eastman, GA. "Iris" is a great ride. Would like offers around \$14K.

Contact: **Bobby Ray Holland - 478-231-8753**



FOR SALE: 1930 Tudor, completely restored. Engine has not run in years, but is complete. Includes numerous parts, both engine and body. Restoration photos also included. **Asking \$15,000.** Contact: **Chuck Panzarella, 770-463-4340 Cpanzarella1@att.net**

FOR SALE: THE RESTORER MAGAZINE 179 issues, 1975-2013. All years are not complete, but all copies are in "as new" condition. **\$500.00** for all, or I may consider discussing other sales. Contact **Jim Langley** at jrpdl57@gmail.com or call **(706) 289-6014**, Phenix City, AL

FOR SALE: 1930 Georgia License Plates. Unrestored and Restored. Singles, pairs, and



sequentially numbered plates available. **Email Jim Hunter** at ytguy@aol.com or call **(770) 719-4742**

Bentley's

Antique Auto Service, Inc.

We are a Full Service Shop, specializing in Model A Fords

We offer Award-Winning Paint and Bodywork

Expert Service and a Complete Machine Shop

678-407-1947 www.mymodela.com

Enjoy the Drive...

FOR SALE: THE RESTORER MAGAZINE 179 issues, 1975-2013. All years are not complete, but all copies are in "as new" condition. \$500.00 for all, or I may consider discussing other sales. Contact **Jim Langley** at jrpdl57@gmail.com or call (706) 289-6014, Phenix City, AL

Club Items

Shirts and Hats

We have Vendors that supply embroidery for hats and shirts. If you are interested contact **Eugene Willingham** @ 770-253-6518 or eewill@numail.org

Name Tags are available by contacting **Teri Besch** at 770-487-9215 or besch105@comcast.net

Remember: There is almost no limit to what you can have embroidered. Use your imagination, talk to Eugene and see what you can come up

We've Revolutionized the way you find Model A Parts!

FOUR CATALOGS TO CHOOSE FROM:

- Coupe • Pickup • Open Car • Sedan

CALL & ORDER YOUR FREE CATALOG TODAY

AND ASK ABOUT OUR MONTHLY SPECIAL!

1-888-879-6453

www.mikes-afordable.com

Mike's YOUR MOST RELIABLE SUPPLIER OF QUALITY PARTS FOR OVER 15 YEARS!

We Ship Worldwide!

Carden Machine

ANTIQUE ENGINE REBUILDING

Robert Carden
Owner

770.251.9174

Cell: 678.613.0516

Email: rwcarden@bellsouth.net

Shipping Address:
170 Smith Rd • Newnan, GA 30263

We Only Use New Babbit!

Specializing in Model T and Model A Fords

CYLINDER BORING • SLEEVEING • ALIGN BORING • BALANCING • BABBITING

"ONE MILE AHEAD"

Smith and Jones

Antique Auto Parts

60 Wisconsin St., W. Columbia, SC 29170
803/822-4141 FAX 803/822-8477

Quality Parts
Same Day Shipping
Established 1972
156 Page Catalog
Order Desk 800-422-1928



www.snjparts.com

Club Banners: We have designed a Club Banner to display on your car when touring or just to hang in your shop. Call **Jim Johnston** @ (678) 423-4344 or john8191@bellsouth.net



Invitation to join Model "A" Restorers Club

(Membership in Southside A's requires membership in MARC, as well.)

MODEL "A" RESTORERS CLUB

6721 Merriman
Garden City MI 48135
(734) 427-9050 office
(734) 427-9054 fax

modelarestorers@sbcglobal.net

Membership Application

2015 Dues- New or Renewals

() US Membership **\$45.00** () US & Canada Air Mail **\$55.00** () International **\$61.00**

IMPORTANT: Make checks payable to Model "A" Restorers Club (M.A.R.C.)

All Memberships from outside the U.S. are to be remitted by International Money Orders in U.S. Funds (drawn on U.S. Bank) or credit card. And a personal check drawn on U.S. bank (U.S. funds must stamped on check.)

CREDIT CARD INFORMATION:

() Visa () Master Charge or () Discover Credit Card () American Express

EXP Date _____ CVV2 Code # _____ Phone # _____
(Last 3 numbers on back of Credit Card)

Membership # _____ E-mail _____

Name: _____

Address: _____

City: _____ State: _____ Zip: _____

I give permission to publish my phone number in the future MARC Membership Rosters:

() Yes () No Phone: _____

I give permission to publish my email in the future MARC Membership Rosters:

() Yes () No Email: _____

With your membership you will receive a club membership I.D. card and the *Model "A" News*, our BI-monthly club magazine. In addition, each member is entitled to a free 40 word classified ad in each issue of our international publication, the *Model "A" News*
(A good source of parts and information you may need for your car).

Model A Restorers Club Purpose:

The purpose of the Model "A" Restorer's Club is to encourage its members to acquire, preserve, restore, exhibit, and make use of the Model "A" Ford vehicles (models 1928-1931) and all things pertaining to the historical information, and to promote the introduction of ideas and fellowship among its members.

The Southside A's Newsletter:

The **Southside A's Newsletter** is published monthly by the Southside A's Model A organization, members of the Model "A" Restorers Club, and is distributed by the club's members and selected others. Non-copyrighted materials contained herein may be reprinted if credited to The Southside A's Newsletter. Reprints of copyrighted articles must have the approval of the original author. Views expressed herein do not necessarily reflect the views of the Southside A's Board of Directors or the National Model "A" Restorers Club.

Invitation To Join Model A Ford Club of America

New Membership

Name _____

Spouse's Name _____

Address _____

City _____

State _____ Zip _____

Country _____ Telephone _____

Permission to publish my telephone number in future Membership Rosters? Yes: ____ No: ____

Gift Membership

Name _____

Spouse's Name _____

Address _____

City _____

State _____ Zip _____

Country _____ Telephone _____

Permission to publish my telephone number in future Membership Rosters? Yes: ____ No: ____

Return this form and payment to:

MAFCA

250 South Cypress Street • La Habra, CA 90631-5515

Source: MAFCA Web Site
2009 Membership Form

~ Membership Benefits ~

The Restorer magazine • Technical Support • Local Chapters • National Meets • Era Fashion Guidelines • "How To Restore" Series • Judging Standards and Restoration Guidelines

Dues per year are

U.S. Membership - \$40

International Membership - \$50

International First Class - \$56

Make checks or money orders payable to

MAFCA

U.S. Funds Only

For Credit Card Orders ~

Visa / MasterCard (circle one)

Card Number:

Exp. Date: _____

Signature: _____

____ Membership Only ____ Membership + Initiation Package

Optional Initiation Package

For New Members Only

1 - Back issue of *The Restorer*

1 - MAFCA Lapel Pin

1 - MAFCA Decal

1 - Name Badge

Only \$10 extra

