



THE SOUTHSIDE A'S

MODEL A RESTORERS CLUB


CHARTERED MARCH 1989

Newsletter

PUBLISHED BY THE SOUTHSIDE A'S – MARC REGION

August, 2011

Volume 4, No. 8



"The Besch's arrive at the Arctic Circle."

(Who knew it was so populated??)

Southside A's
2011 Board of Directors

Officers:

Director: Phil Meyers 770-487-4220
pkmeyers1@earthlink.net

Vice-Director: Tom Romine 770-461-2507
allproci@comcast.net

Rec. Secretary: Teri Besch 770-487-9215
besch105@comcast.net

Treasurer: Jim Hunter 770-487-0140
ytguy@aol.com

Corr. Secretary: Eugene Willingham
770-253-6518
eewill@numail.org

Past Dir./Advisor: Tom Miller 770-502-8131
tc_bmiller@yahoo.com

Committee Chairpersons:

Activities: Dick Carne
Newsletter: Mike & Gwyneth Shotwell
Mileage keeper: Eugene Willingham
Membership: Jackie Johnston
Historian/Scrapbook: Ann Hunter
Tech Activities: Tom Romine
Phone Tree: Merle Bennett
Fashion: Teri Besch

2011 Club Events

****May Board Mtg.: Wed., August 3 at IHOP in Fayetteville, 705 N. Jeff Davis Dr. Meeting starts promptly at 7:00.**

Southside A's 2011 Calendar of Events

August 20	Moonlight Tour - Restaurant TBA
September 16-18	Fort Payne, Ala. Joint tour w/Gold Mine Region.
September 10	Int'l Model A Day
October 21-23	Sweet Home Alabama (CAMAFCA)
November 19	Business Meeting
December -TBD	Christmas Party

2011 Events of Interest

August 13	Cofer Collection Swap Meet - Tucker
August 26-28	Swap Meet in Charlotte, NC
September 17	Barnesville Buggy Days
October 5-8	Hershey Show
Nov. 18, 19, 20	Moultrie Swap Meet

Editor's Notes:

Well, our intrepid Alaskan travelers have made their triumphant return! Congratulations to Ray and Teri Besch for their history-making trek. See their story in this edition.

Be sure to check out news of upcoming events, too!

**The Southside A's
currently has 42 active families
on our roster.**

August Birthdays

1st Rick Horne
8th Beverly Hogg
11th Jack Miller
13th Dick Carne
15th Jim Hunter
16th Jim Nowak
31st Richard Sewell



August Anniversaries

8/27/1971 Ken & Patsy Riley
8/10/1968 Mike & Carole Foran



Notes from Our Director

AND THE HEAT GOES ON - YEA, THE HEAT GOES ON! -- Wait a minute that lyric is supposed to be the "beat" goes on!

This has been a hot summer and, yes, the heat goes on. Thank goodness we did not have the well over 100 heat of the Southwest, and were able to do all of the events that we have wanted to do.

Our **July Picnic** was well attended and it was a good time for all. OH YEA!--Another "eating" tour under our belts - literally. Our thanks to all that attended and brought the wonderful food. This particular SSA's event just has to go on forever.

Our next **Southside A's Board meeting** will be held August 3rd at the IHOP Restaurant in Fayetteville on North Jeff Davis Drive. Those of us that will come to eat as well as meet will arrive about 6:00 and the meeting will begin at 7:00. These meetings, while board meetings, are for all members to attend and get their ideas and wishes for the club voiced. We also use this time to talk Model A problems, and ideas to fix them. If you do not usually attend, please consider coming to at least every other one. You all will be welcome there.

August thus far has two fun events on the calendar. First, the August 13th **Model A Swap Meet** put on at **Cofer Brothers Lumber in Tucker** hosted by the Georgia Chapter of M.A.F.C.A. I have a rented space at the swap meet and you may bring smaller parts to put in my booth if you have only one or two things to sell. If you need a space of your own to sell your "stuff," contact **Rob Powell** at 770-925-8076. Then we have our August **Moonlight Dinner Tour**, this year led by Dick Carne. A notice will be sent out with details of the Moonlight tour.

September, thus far, has a couple of events available to Southside A's Members. There will be a joint tour up to **Rome** with the Goldmine Region A's, and we have been invited to attend the **Barnesville Buggy Days** by the Georgia Region A's. This is a one-day event. More details will be sent out on both of these events.

And last but REALLY NOT LEAST-- we need your ideas for events or tour locations for next year. The planning for tours and day events takes some time and we have to find a volunteer to head each one up. For this we do need YOU. Please, join in and claim a part of running the events of the Southside A's. You will be glad that you did!

Minutes of Board of Directors Meeting

June 1, 2011

The SSA's July Board Meeting was held on July 6th at the IHOP in Fayetteville.

Prior to calling the meeting to order a raffle was held for those present. Prizes were a hat & T-shirt donated by Mike and Gwyneth Shotwell. Winners were Ann Hunter and Jim Johnston.

The meeting was called to order at 7:10PM by Director Phil Meyers. The following members were present: Tom & Betty Miller, Jim & Ann Hunter, Lisa Bennett, Dick Carne, Eugene & Kathleen Willingham, Phil & Kathie Meyers, Mike & Gwyneth Shotwell, Tom & Liz Romine and Jim Johnston.

The June Board meeting minutes were approved.

Treasurer Jim Hunter reported a balance of \$835.08. A Motion was made & approved to accept the treasurer's report. Jim also announced that he will finally be retiring from his 'day job' on August 15th.

Committees:

Membership: There are 42 members.

Corresponding secretary: Eugene has submitted two articles to the MARC National Newsletter. Eugene also showed examples of how much his submissions are edited prior to publication in the MARC magazine.

Fashion: No report. Teri has pre-submitted articles to the Newsletter through August to cover her and Ray's extended Model A tour to Alaska.

Newsletter: Mike & Gwyneth Shotwell put out another great Newsletter for this month (applause!). They thanked contributors, and said they are having fun putting the Newsletter together.

Recording secretary: No report.

Scrapbook: Ann is looking for pictures from the Social Security Run, and plans to have the Scrapbook at the July Social at the Meyers'.

Tech: Tom Romine is working on a possible Tech Session for a Tudor roof installation.

Activities:

July event: Our annual social will be hosted by Phil & Kathie Meyers on July 16th. Phil & Kathie will be sending a "reminder" e-mail to members with final details.

Other Events:

Dick Carne is checking into the possibility of touring to Buckner's restaurant just south of Griffin for our August Moonlight tour. The tentative date is August 20th.

The annual swap meet at the Cofer Collection will be held August 13th.

The Goldmine Region is touring to Rome, GA in September on the weekend of the 16th-18th.

No response yet from Paul Majerick (CAMFC) on the joint planning meeting this fall.

The Sweet Home Alabama Tour this year will be held in Foley, AL. on the weekend of October 21st and 22nd. Several SSA's members are planning on participating. The SSA's may have an alternate local event for those that are unable to go on the Sweet Home Al Tour.

Ideas for Tour destinations for 2012 were discussed as follows:

- Americus GA to Hodges Hobbies
- Kia or BMW plant tour
- Natchez Trace

The 2012 MARC and MAFCA National Meets (June 2012) are within a week of each other and both will be held in a reasonable close proximity of each other. MARC in Oshkosh, WI, and MAFCA in Marquette MI.

Phil Meyers suggested a separate meeting to put together a draft schedule for 2012.

MAFFI: Mike Shotwell says that MAFFI has 'Blue Ribbon' awards for era clothing at club events. These are to encourage members to dress in period outfits. The ribbons are 50 cents ea. A motion was made and seconded to purchase \$20.00 worth of ribbons for future club events.

Phone Tree:

Merle Bennett is recuperating from his broken hip. Lisa Bennett says Merle is doing well, but is still having a good bit of pain. She hopes he will be coming home soon.

Old Business:

Ice Cream nights. We will try the Marble Slab Creamery in Peachtree City next week. Some members would prefer 'real' ice cream as opposed to the soft serve offered at DQ.

Phil Meyers asked if there was any interest in getting a club vendor space at the Coffey Swap Meet on Aug 13th. He will put out an e-mail to the membership.

Phil did talk to MARC concerning insurance coverage at club events. He furnished a summary of the coverage to the Board members. All of the MARC insurance information is available on the MARC website.

New Business:

New venues are being looked at for our Friday dinners as there has been some dissatisfaction expressed over the service at Taco Mac. Several locations were mentioned. Dinner this week will be at Carrabas in Peachtree City.

The meeting was adjourned at 8:25 PM.

Respectfully submitted,
Jim Johnston for Teri Besch,
Recording Secretary

Treasurer's Report

Balance as of May 31, 2011	\$835.08
Deposits	\$0.00
Expenses	\$0.00
Balance as of June 30, 2011	\$835.08

Featured Photo of the Month:



AUGUST

Annual Summer Picnic

The annual picnic was pronounced a great success by one and all. Our gregarious and adventurous Director and wife combo, **Phil and Kathie Meyers**, were most gracious hosts at their lovely home in the Landings.

Ray and Teri Besch, fresh home from their Yukon and Arctic Circle mega-tour, arrived early to strategically position their blue coupe for all to gaze upon the dust and dings resulting from the rigors of the road.



"The Spread"


The spread, provided by all of the attendees was wonderful ranging from BBQ wings, zucchini pancakes, stuffed mini-peppers, and salads to plenty of deserts to gently expand the waistlines. We witnessed the hoards sneaking back time and time again for seconds, but we averted our eyes and conveniently "lost" our notes so as to not incriminate anyone.



Gwyneth, host Kathie & Kathy

The rear patio tables were used for relaxing and eating in the warm Georgia noontime. Incidentally, the editors noted a placard on the rear patio wall denoting the fact that **Jack Miller** was the former developer of the tract "The House that Jack Built." Our conjecture was that Jack might have bought his first Duesenberg from the profits of the Meyer's house, but we also admit that might be a stretch. **Mike Shotwell**, donning his forensic hat, immediately began examining the structure for construction defects, but was happy to announce that he could find none.

Tom Miller seemed to be the center of attention in the family room, like Socrates, majestically seated in a reclining chair, as he recovers from surgery.



**Tom Miller on his throne,
attended by Jackie Peterson.**

Lisa Bennett was also in attendance gallantly holding down the fort until **Meryl** returns. We hear he is doing better with each day and is anxious to get back to our club activities. We all are as anxious as he.

On the breakfast table lay **Ann Hunter's** extraordinary scrap books documenting the Southside A's activities for the ages. For those that haven't taken the time to peruse those excellently crafted tomes, we urge you to do so. They are carefully crafted works of art.



Jim, Lisa & Jackie perusing
Ann's fab scrapbooks.

In her home craft room, **Kathie Meyers** displayed her artistic abilities pertaining to the art of rug hooking. The ladies, one and all, crowded in to watch the demonstration.

Before and after eating, the boys milled about in the driveway, eyeing the parked A's including the **Romine's** Vicky and **Jim and Jackie Johnston's** recently restored Tudor "black beauty."



Host, Phil, and Ben Bohanan give
their approval of Jim's hard work.

It was interesting contrasting the "showroom" quality of the black car with the exterior dirt and hard usage of the **Besch's** coupe. Eventually, everyone seemed to end up in the Meyers's photogenic garage, ogling the excellent working

environment, Rose Beige 50's rod and the beautifully Town Sedan with the luxurious interior that many of the onlookers wished they had in their own cars.




Eugene sharing Ford automotive
literature with James "Chevy" Collier.

James and Ella Collier graced the event. James spent a good proportion of the time out in the driveway looking over the Fords. Maybe he'll "come toward the light" someday and trade in some of his Chevies for a Model A or two. The editor would sure want to see whatever he would pick out. If they were anything like the extraordinary three antique examples in the back of his huge garage, it would really be something to feast your eyes on. It was also a pleasure sharing time with **Greg Marshall**. His knowledge and contacts in the Model A world are extensive.

--Mike Shotwell

Southside A's attending: Eugene & Kathleen Willingham; Ray & Teri Besch; Larry & Jackie Peterson; Tom & Betty Miller; Jim & Ann Hunter; Tom & Liz Romine; Phil & Kathie Meyers; Ben & Pam Bohanan; Jim & Jackie Johnston; Dick Carne; Mike & Gwyneth Shotwell; and Lisa Bennett; along with guests, James & Ella Collier, and Greg Marshall.

*Thanks to Teri Besch for furnishing photos for this article.



The Tech Corner

The Traveling Tool Chest – Wrap-up

By Tom Romine, Tech Editor

Those of us who tour, normally carry some parts, and maybe those we tour with will have what we don't have! Each of us should have certain parts: points, condenser, plugs, oil, water, fan belt, spare tire; you know, the things we think we might need!

Last month we were going over the parts that Ray & Teri took with them on their trip to Alaska! Would they need all those parts? I'm sure you are aware of Murphy and his law. What's in motion tends to stay in motion.

NO! that's not right, that Einstein's Law. But that is Murphy's Law, is it not? What can go wrong will go wrong! Right? Sooo, if you take all those parts you won't need any; well, NO! It sure was good to have them on their trip.

Now if you followed their Blog, as I did, you know both Ray & Jim had some problems. So let's pick up where we left off on last month's article.

- Jim had a vibration and found the fan belt had separated. He had one, replaced it, and was back on the road in a few minutes.
- Ray started out, after a stop, and the left front dropped 2-3 inches, like he caught a strong cross wind. About 30 miles down the road he decided to check the left front, due to a noise similar to a brake shoe against the drum. Found the wheel-hub very hot, pulled the wheel and about 1 inch of the hub was Burnt White! He took the nut & washer off but could not get the hub off. The outer wheel bearing had broken and the inner race seized (just for information, the race must come off with the rollers; they come as an assembly; check Mike's catalogue, Item# A1216.). Ray was able to break off a piece of the inner race, and then fish out each of the rollers (the cage was

almost gone) and then got the hub off. However, that race was 'welded' to the spindle. An acquaintance they had met earlier, saw them on the side of the road, and stopped to see if he could help. He had a battery drill, so they drilled 5 holes in the race and finally were able to get the pieces off the spindle. They had to hand file the spindle for the new bearing to slide on. They greased the bearing, reassembled and were back on the road.

- Ray adjusted the points, OK! But then they shorted to ground. He had to adjust the clearance between the tail of the modern points and the distributor body. As some of you may know, on modern points this can be a problem and normally we file them down before installing them.
- Just short of North Pole, AK both men changed their oil at about 5,000 miles.
- Ray's water pump was starting to squeak, so he greased it, but then he had to replace it. He had one in his car.
- Jim noticed he was getting a knock, checked it out and found the knock in the front main engine bearing. He thought they might remove some shims but the Babbitt was too far gone. Had to replace the motor; yes, he had a Short Block in the trunk. Waited for an engine lift and pulled the motor in a gravel parking lot! Got it all back together, in spite of the rain; only lost a day. The only oil they had was synthetic, not the best for a break in. Jim had all the parts, and back on the road.
- Next, Jim had a flat. No big deal, right? Well if you saw the pictures, they were loaded (their cars were loaded) so how do you get the spare

off! The lug wrench/crank handle won't work with a trunk. Either take the trunk off --- OR use a short extension and Ratchet! Then you need to lift the spare UP to clear the studs (not very easy for some of our older touring members). Let's think ahead!! OK! Jim had a Model 'A' Jack, great, but it would not work. Ray had a Bottle Jack; worked great. Replaced wheel & tire, and back on the road!

- With all the excitement, and scenery --- Jim blew a head gasket; he forgot to retorque the head! Ray had one, replaced it, and back on the road; then retorqued 2-3 times!
- Ray had a rattle, rear tail pipe clamp, repaired later when they stopped.
- Ray noticed grease at the right front hub cap, checked and replaced outer bearing; greased both and back on the road.
- Jim replaced two front tires that needed replacing badly!
- Jim had to replace a fan belt, Ray had a spare.
- Both almost ran out of gas, but when they finally found gas, Jim had 2/10th of a gallon, Ray had 2 to 2 ½ gallons left.

- Ray changed his oil, for the 2nd time, at his son's house, in Denver.
- Several times, both cars ran rough; it seemed to be the gas or water, or sometimes it was a hole-in-the-wall where they HAD to buy gas; soooo, the old idea of Marvel Mystery Oil does work. As Ray said, a splash of Mystery Oil and most of the time it helped.
- Had to replace another fan belt; could it be the quality? Who knows? They tried a couple of NAPA stores, didn't have the right size, one too long, one too short. But they figured it out. They're home, aren't they?
- Oh yeah, Jim's gas gauge took the deep six or to the bottom of the tank. Just like we would do, we'd guess by using Ray's car's gas gauge.

Total trip, 11,600 miles, 44 days. What scenery, what sights. Can you imagine the Arctic Circle in your 'A?' I sure wish I could have gone, don't you?

The Southside Spy



(Editor's Note: this section reports rumors, sightings and other miscellaneous pertinent data. Factual information is always sought, however, misstatements, distortions and outright fabrications will also be strongly considered).


Spotted around town: Bud Shelton, "The Prince of Tyrone," was sighted recently by the editors at Publix Market, snacking at the "Demonstration" counter. We also heard that

he escaped a speeding ticket in his Woody by using coy and devious means (no doubt a colorful story about being a sign painter for the police department).


Confucius say: *"Man who stick head in open Model A window get pane in neck."*

Model “A” Fashions

Garters are the topic for this month’s article. It seems that there were garters for men, women, and children. Babies even wore diaper garters.



They were adjustable to size and were equipped with a special tab and safety pin for attaching. Diaper garters relieved the baby of the discomfort of having the stockings pinned directly to the vest and provided a greater freedom of the legs.



Children had an array of different styles of garters or stocking supporters. There were shoulder styles, waist styles, and pin-on styles. Shoulder styles were made of non-elastic webbing with adjustable straps and garters. Some garter waists came with chest vests or chest bands with adjustable shoulder straps for more support. The pin-on style of hose supporters were made of wide lisle elastic webbing with adjustable garters which

would give freely to the movements of the body.



There was little difference, if any, between boy’s and men’s garters. The hook-on garters were wide Rayon covered elastic used to hold up knee length athletic socks as those shown.



Women’s round garters came in two basic styles; the adjustable fancy rayon covered elastic with colored metal hooks and fittings, and the shirred satin ribbon garters with flower trim in pink, turquoise blue, orchid, and light blue.

Round garter material was also available and sold by the yard for the home seamstress.

Thanks to Gail Doemland. The information from this month’s article is taken from Era Garters. May, 2010, issue of The Restorer Magazine.

By: Teri Besch, Fashion Chair

North to Alaska:

ARE YOU NUTS OR WHAT?

When we were first approached about taking a trip to Alaska, Teri and I were almost immediately ready to go. Planning took 2 ½ years and, unfortunately, Don & Sandra Mims, the originators of the plan, were unable to go with us due to personal/family issues. Including them would have made the trip even better! The plan started with six A's and ended up with just two. Looking back I feel that was a perfect number. Jim and Rose Donaldson were a perfect pair as traveling companions.

First, we had to make a financial plan; our seed pot was stuffed with \$14,000.00, hoping that would be enough. Fortunately, fuel prices leveled off early in 2011. Additional purchases were required: six tires, a complete engine service, bearing check, valve adjustment, etc.; new brakes all around, including new rear cast iron hubs to cross those Rockies; all fluids had to be changed, wheel bearings inspected and re-packed. Tighten every bolt you can find, then fine tune and adjust everything. The closer to the trip departure date, the more things you start thinking about. Things like, should I put in that fresh engine I have or go with our engine with almost 20,000 miles on it. Do I have enough replacement parts and tools? How many oil changes should we do? Is synthetic oil the best or stay with what we have used in the past? So many unknowns. What did I forget?

Well, finally, June 1st came and we were on the road. First day, only to Marietta, so we can get an early start the next morning, with Jim and Rose avoiding AM Atlanta traffic. Only about a mile from their house we stopped to top off the tanks. Guess what? My car would not start leaving the station. I had put in a new fuse the night prior because I didn't like the look of the one in the car. Well, I fixed it till I broke it. So I changed the fuse and we were rolling. Not too far out of Atlanta Jim started having trouble with overheating. We added water and continued. Not a good start for such a long trip.

The air temperature was high but we knew we were headed for a cooler northern climate so we didn't care. Our first night on the road was in Paducah, KY. We met up with some Model A'ers in town. They were visiting for a Rod Run starting the next day. Telling them about the adventure we were starting was fun and I think the word "CRAZY" may have entered into the conversation. (FYI, we never made any advance reservations for anything.) The next night we planned to stop in Kansas City, MO. Well there was a NASCAR event, a ball game and major concert. Have you heard the expression "There is no room at the inn?" That forced us to continue on to St. Joseph, MO, totaling nearly 500 miles for that day. It was a long day but not that bad.

The next morning we were on the road again. Then Jim's car again was overheating and boiling over. Apparently the thermostat was stuck. After the fix, the coolant was topped off and we were rolling. We are now in the mid-west and it is much cooler, however, new issues with flooding. Torrential rains flooded many areas. There were volunteers at a civic center filling sand bags because things were getting worse not better.

That night we saw the famous Corn Palace. This was quite interesting. The exterior skin of the building is made of corn, creating murals that are changed every year.

Along our trail we saw so many places like The Badlands, Mt. Rushmore, Deadwood, Devils Tower, Little Big Horn and more.



**Approaching Mt.
Rushmore.**

In Wyoming we stopped for gas and Jim's car wouldn't start. It was determined he needed a battery, which was solved down the road at a NAPA store. Teri thought it was quite interesting that across the street was a sign that said "Jack's Liquor and Adult Day Care." I told her that this is where I want to retire!



Glacier National Park.



busses there; if we charged for the photos taken of us, we could have paid for all the gas consumed to date. It was unbelievable - personal photos with the cars, wanting to see the engines, asking to sit in the cars, etc. If I hadn't started my engine and closed the hood we would have never gotten out of there. The scenery in Jasper and Banff Park was beyond words. Animal sightings included Big Horn Sheep and Elk.

Just by chance at lunch we were informed that the International Chain Saw Carving Competition was taking place. We decided to stop and take a look. What a surprise; teams come from all over the world to compete and their work is unbelievable. Look it up on the net, it is in Chetwynd, BC; the winners are posted with their art. We watched them in action. The road through town is garnished with previous year's winning art. At dinner that night, in Dawson Creek, we were sought out by a member of the Chamber of Commerce and he presented us with a few small gifts. We were treated like local celebrities. It was a fun evening.

On to Montana. The temperatures have dropped into the 40's and we are questioning why we didn't bring warmer clothing. The flooding is getting worse; we are informed that recently the rain fall was up to 12", equal to the annual average. I also have installed the manifold heater and we are now toasty in the "A". Jim had removed his thermostat so his hot water heater isn't putting out much heat. He thought a cardboard block of the radiator would help. Well, as we topped the next mountain he was boiling over again. We are now at 8,000 ft. altitude with light rain and snow for the first time. There was a lot of snow cover on the mountains. It's hard to believe just a few days ago we were worried about the heat.

As we continued, we were in Indian Territory. We stayed on the reservation. They liked the cars and reduced the room rate, but it still was pricey. At dinner that night they treated us to fried bread. It is an Indian delicacy. The next day, we toured Glacier National Park. However, most of the roads are still closed due to snow and ice. The roads to higher elevations should open in July but we still saw many glaciers and remains from the winter avalanche damage. On to Canada.

Just past Calgary, the scenery improved. Let me tell you about Lake Louise - it is beyond description. One of the most beautiful areas you could ever imagine. On to the Ice Field Parkway. We stopped for a break at Num'T'Jam Lodge. There were a couple of tour



About to embark on the Alaska Highway.

Today we crossed our first, of many, iron grate floor bridges. Skinny tires didn't like these bridges. We bobbed back and forth all the way across. Our first exposure to "OUT OF GAS" also was today, they say if you see gas, buy it, and that is true. We were carrying 5 gal. gas cans just in case! In Fort Nelson we stopped at an unexpected museum. It was loaded with local history and too many cars to mention, including T's and A's. The oldest was a 1908 Buick that traveled 160 miles on the Alcan on its 100th Birthday. Everything in the museum was in working order. The gentleman that owns the place took a lot of time showing us around.



Welcome to Alaska!

Our next day turned out OK but was the longest day of the trip for me. I had a front wheel bearing go bad. The inner race welded itself to the spindle and it took five hours to cut and chisel it off. All ended well and we rolled on. Earlier we saw a sign for fresh cinnamon buns and gas so we stopped. I can personally say this was the best ever cinnamon bun. It covered a large desert plate and had to be eaten with a knife and fork; unbelievably delicious!!!! Also, Santa Ray was spotted, photographed for their entry door and web site. When we were pulling out, the owner came running and presented Santa with a gift, an expensive vest that he had worn just, he thought, for the photos. I cannot explain just how friendly the locals have been on this trip.



**The end of the
Alaskan Highway.**

I hope we are not boring you. There are so many stories to tell, but it's time to move on. This trip was a Once in a Life Time Experience. GA to AK, including the Arctic Circle, and back. It is not the type of adventure everyone would enjoy. It was expensive, tiring, and at times stressful, but worth every minute of time we took. You must make sure you travel with friends. 6 to 8 weeks on the road can get to your last nerve if you are not compatible. Jim and Rose were wonderful traveling companions. As far as Model A problems, my response is, nothing went wrong that Jim and I couldn't fix. I know that if I hadn't had a good friend along when my bearing went bad we could still be up there on Lake Muncho. I would like to think I also helped

Jim stay together when his front main bearing gave out and we had to change out his motor. Yes I said change out the motor. Jim carried a short block in the trunk of his coupe.

Happy trails to all. The next adventure is Sweet Home Alabama on the Gulf coast this fall. Next year the MARC and MAFCA National tour thru Wisconsin and Michigan. I would also like to talk about seeing the Redwood Forest and climbing Pikes Peak someday; are you interested? If you have not seen our trip blog check it out for daily details and more photos. beschdonaldson2011.blogspot.com

Ray & Teri

PS: 44 Days, 19 States, 3 Providences. 563 gallons of gas and 11,609 miles or 20.6 mpg. Total trip expense \$9,701.00.



The Arctic Circle!

Bits and Pieces

Sweet Home Alabama – progress report:

Members of the Southside A's are beginning to organize plans to attend the Sweet Home Alabama tour in Foley, Alabama. The general schedule, with details to follow at a later time, is to tour together beginning on Wednesday, October 19, and stopping overnight in Montgomery. Thursday will take the group to the Foley destination. For the return trip a stop along the way will be explored. Stay tuned for the "fine-tuning."

August Moonlight Tour:

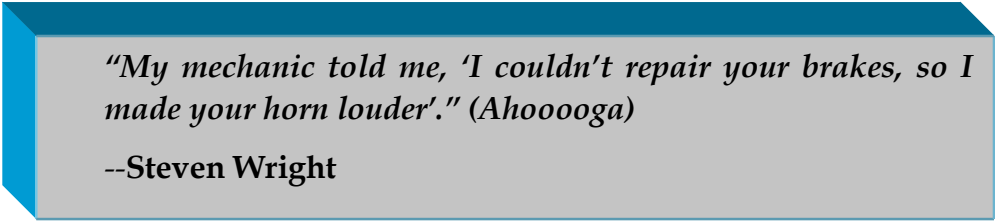
Plans are under way for our Moonlight Tour on August 20. Buckner's Restaurant in Jackson, GA is readying a special room for our Model A group to enjoy a nice dinner. The suggestion for touring is for us to have two groups, one from the Fayetteville area, one from Newnan, that would meet at the juncture of GA 85 and GA 16 in Senoia around 5:30, to caravan together the rest of the way to the restaurant. With the warm evenings we've been having, cruising in our Model A's should be lovely, even if Mother Nature decides to keep things interesting with a brief summer shower. Perhaps we'll get to enjoy the dance of the fireflies along the roadside, too!

September Tour to Ft. Payne:

September 16-18 is the date for our joint tour with the Gold Mine Region, to Ft. Payne, AL, and surrounding environs. We will be touring the Train Depot, the Alabama Fan Club Museum, Desoto Falls and the Little River Canyon. More specifics will be coming along, but you can go ahead and make hotel reservations at: **Holiday Inn Express** in Fort Payne. The accommodations are very nice and the price will be **\$90.00 per night**.

Planning Meeting for 2012:

As noted in the Director's notes and the subject of a recent email by Dick Carne, we are looking forward to the annual planning meeting. Think about places you'd like to see and things you'd like to do and pass them on to Phil Meyers, and stay tuned for further information as to date and time for the meeting.



"My mechanic told me, 'I couldn't repair your brakes, so I made your horn louder'." (Ahoogooga)

--Steven Wright



5th Annual Sweet Home Alabama Tour October 21 - 22, 2011

The Fifth Annual Sweet Home Alabama Tour will highlight the beauty of Alabama's Gulf Coast. The Tour will be conducted as a hub tour from Foley, Alabama and will feature spectacular Gulf Coast scenery, country back roads, great seafood, the Naval Aviation Museum, and Historic Fort Morgan.

We plan to have an early bird get together Thursday evening (6p.m.) at the famous Lambert Café, "The home of throwing rolls," for some tire kicking, and renewing old friendships. The scenic tour will start Friday morning October 21st with a road trip along the gulf coast to the Pensacola Naval Station and a tour of the National Naval Aviation Museum. The museum and grounds displays more than 150 restored aircraft and 4,000 artifacts representing the Navy, Marine Corps, and Coast Guard Aviation. Among the 291,000 square feet of exhibit space in the museum are an IMAX theatre and flight simulators. After the tour at the NAS and lunch we will proceed to Gulf State Park site #4 for tour pictures. At this point the agenda for the rest of the afternoon and evening will become free time. Attendees will be able, on their own or with friends, to enjoy the beach, visit shops in Gulf Shores, tour the "Hang out" and other tourist attractions. You will be able to top the evening off with a special meal at your favorite Gulf Shores restaurant. Also available will be evening shopping at the Tanger Outlet Mall in Foley (Open until 9). The activities for Saturday will begin with a tour of the Baldwin County Heritage Museum, and on to downtown Foley. The tour in Foley will feature lunch and a self guided tour through the city which has antiques shops, a railroad museum, a medical museum, Stacey's ole time soda fountain and more. In the afternoon we're off through the countryside to Fort Morgan. Fort Morgan was active during four (4) wars but is famous for its role during the battle of Mobile during the Civil War. The festivities continue Saturday evening with a "Seafood feast" at the Wolf Bay Lodge. Sunday morning we're off for home and the end of another adventure on the Model "A" highway.

The Holiday Day Inn Express, Alabama (251-971-1700) is our host Motel. A block of rooms has been reserved and will be released on September 22nd. When you make your reservations, mention you are attending the Sweet Home Alabama Tour to receive the tour special rate of \$79. Make your reservations early, we have only reserved 40 rooms and they will go fast. If you are towing your Model "A" Ford you will be able to park tow vehicles and trailers along the main entrance road and the turn around at the end.

If you have questions, give Paul Majerick a call at (334) 269-1309, or email him at paulmajerick@aol.com. Bring "Henry's Finest," your lawn chairs, beach hat, and get ready to do a lot of tire kicking, touring along the beautiful Alabama Gulf Coast and just plain having fun. No Street Rods please. Tour registration form is attached.

FIFTH ANNUAL SWEET HOME ALABAMA TOUR OCTOBER 21-22, 2011

REGISTRATION FORM

NAME: (LIST ALL ATTENDEE'S) _____

ADDRESS: _____

CITY & STATE: _____

CLUB: _____

CELL NUMBER () _____ E-MAIL: _____

Year of Car:	Model of Car:	Trailer:	Arrival:
		Yes No (Circle one)	Thurs. Fri. (Circle one)

Insurance Company:	Insurance Policy Number:

REGISTRATION FEE PER CAR (*This includes admission to Ft. Morgan, donation to the Heritage Museum, Door Prizes and Breaks*)

\$ 25.00 (Per Car)

Friday – 11:00 a.m. Naval Air Museum IMAX Film (Hubble 45 mins)
(\$8.00 Per Person) _____ people \$ _____

Saturday – 6:30 p.m. Sea Food Feast at the Wolf Bay Lodge
(\$25.00 Per Person) _____ people \$ _____

TOTAL AMOUNT ENCLOSED: (No refunds after Oct 11, 2011) \$ _____

Please make your reservations direct with the Holiday Inn (251) 971-1700 Make reservations by
Sept. 20, 2011 to get the tour rate of \$79.00

Make Check Payable to: Central Alabama Model "A" Ford Club and forward
Completed Registration form with payment no later than October 10, 2011 to:

**Sweet Home Alabama Tour
1309 Magnolia Curve
Montgomery, Alabama 36106-2010**

Items For Sale

FOR SALE: 1931 Victoria Leatherback. Older restoration. Good-to-excellent condition. Blue-ribbon quality. Low mileage; rebuilt braking system; rebuilt steering box and column; new tires; new clutch; mohair interior; wood grain; and much more.

\$26,900.00 **Call Mike Shotwell: 805-890-5113** or email at mdshot@aol.com



FOR SALE: 1929 Cabriolet – Great looking car, runs very well. Changed to 12-Volt and has an F100 Modified Steering – Asking Price \$25,000.

Contact Mike's "A"Fordables - 706-652-3866



FOR SALE: Several 17 and 18 inch Ford spoke wheels, sand blasted, powder coated, cream in color, \$135.00 each. **Call James Stewart: 706-846-2157 9:00 a.m. to 5:00 p.m.**

FOR SALE: 1931 Coupe – We know very little about this car but it looks good and runs very well. Asking Price - \$14,000.

Contact Mike's "A"Fordables - 706-652-3866



MODEL A's FOR SALE: Roadsters, Coupe, Sedans, Victoria's, even a T model.

todayis@bellsouth.net or **Call Tommy Davis @ 770-634-6113** or email for photos.

FOR SALE: 1929 Fordor. Rare Model 170-A. Upholstery very good; original flower vases; Kari Keen steel trunk. \$20,250.00 Contact Richard Kiser at: 256-558-2229 or email at: kiserr@charter.net



FOR SALE: 1930 Model A Tudor. Well maintained; very dependable. Brass Works radiator; new brakes, alternator; Aries Muffler; high-speed rear end; seat belts, turn signals, and more. \$13,000.

Call Orville Booth - 803-261-2897

FOR SALE: 1930 Georgia License Plates

I have recently acquired a large number of 1930 Georgia license plates. Do you only have one of them on your car? If so, send me your license plate number and I will check to see if I have your other one. I have already found the match for two cars in our Club! Send your plate number to ytguy@aol.com and I will check my inventory.

I plan to start selling them at the Model A Swap Meet on August 13th, so get back to me soon so I don't by chance sell your match. **Jim Hunter**

Items Wanted

WANTED: 1930/31 Rumble Seat Lid wanted. Need the inter panel but will take any 30/31 rumble seat lid. A trunk lid might work also. Call Wayne Mandeville, River City Model A Club @ 205/655-8641.

Club Items

Name Tags are available by contacting Teri Besch at 770-487-9215 or besch105@comcast.net

Shirts and Hats

We have Vendors that supply embroidery for hats and shirts. If you are interested contact Eugene Willingham @ 770-253-6518 or eewill@numail.org

Note: There is almost no limit to what you can have embroidered. Use your imagination, talk to Eugene and see what you can come up with.

Club Banners: We have designed a Club Banner to display on your car when touring or just to hang in your shop. Call Jim Johnston @ (678) 423-4344 or john8191@bellsouth.net



The Southside A's Newsletter:

The **Southside A's Newsletter** is published monthly by the Southside A's Model A organization, members of the Model "A" Restorers Club, and is distributed by the club's members and selected others. Non-copyrighted materials contained herein may be reprinted if credited to The Southside A's Newsletter. Reprints of copyrighted articles must have the approval of the original author. Views expressed herein do not necessarily reflect the views of the Southside A's Board of Directors or the National Model "A" Restorers Club.

Model A Restorers Club Purpose:

The purpose of the Model "A" Restorer's Club is to encourage its members to acquire, preserve, restore, exhibit, and make use of the Model "A" Ford vehicles (models 1928-1931) and all things pertaining to the historical information, and to promote the introduction of ideas and fellowship among its members.

Advertising Notice:

The **Southside A's Model A Club**, members of MARC, does not sponsor or endorse any paid advertisements in the Southside A's newsletter.

